


## Using the Internet for Beginners


### Browser Basics



#### Chrome

**To set a bookmark:** Click the star  on the browser toolbar

**To go to a bookmark:** Go to the  menu (upper right corner) and select Bookmarks


**To set your home (or startup) page:** Go to the  menu and Settings; Go to On Startup for startup page or Appearance for home page



#### Firefox


**To set a bookmark:** Click the star  on the browser toolbar


**To go to a bookmark:** Go to  (may be under )


**To set your home page:** Go to the  (upper right corner) menu and select Options



#### Internet Explorer

**To set a favorite (bookmark):** Click the star  on the browser toolbar, and then Add to Favorites

**To go to a favorite (bookmark):** Click the star  on the browser toolbar, and then select the page

**To set your home page:** Go to the menu  (upper right corner) and select Internet Options

### Tips and Tricks

- ✓ Use ctrl + to make a page larger or ctrl - to make it smaller.
- ✓ Typing a URL into the address bar will go directly to the page.
- ✓ Use tabs in your browser!
- ✓ Right-click a link to open in a new tab.
- ✓ Mouse over a link (don't click) to see where it goes. It may be to a different site!
- ✓ Set bookmarks for pages you visit often.
- ✓ If you aren't sure how to do something or what an icon does, mouse over it (without clicking) to get a clue.
- ✓ Ctrl-c is a shortcut for copy, and ctrl-v is a shortcut for paste.
- ✓ Right-click an image to save it.
- ✓ Right-click a link to a file to download it.
- ✓ Emails may not really be from the address shown. Be careful!
- ✓ Don't click links in emails from people you don't know (including companies).
- ✓ Don't download things or install files from sites you don't know.
- ✓ Always sign out from your accounts on public computers, and don't save your user name or passwords.